



La Gorce Palace

6301 Collins Ave
Miami Beach, FL 33141

Every month we compile this comprehensive market report focus on La Gorce Palace in this convenient and easy to read format. Our datas comes from more than six different sources including MLS Associations, County Offices and Financial Institutions. Get this report for free every month on our website lagorcepalacecondosforsale.com.

Property Stats

POSTAL CODE 33141

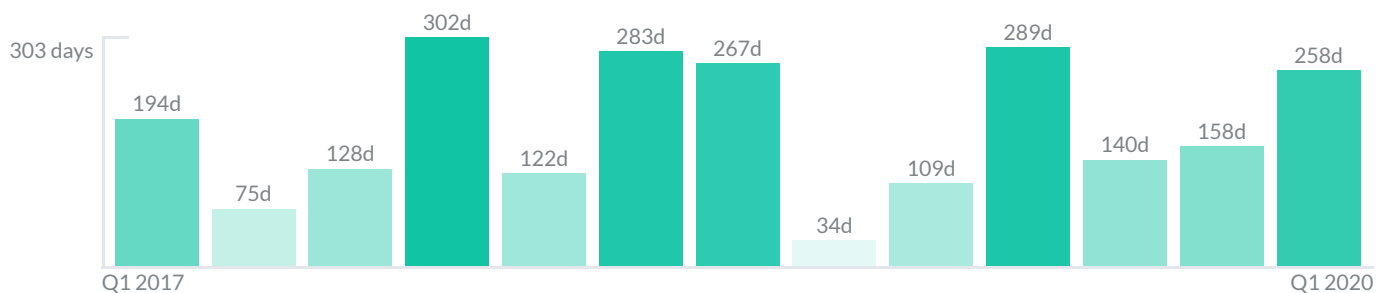
The property stats graph represents the median price evolution since ten years in your postal code area.



Similar Properties

DAYS ON THE MARKET

Everyday 3 months we monitor how many days it takes for similar properties to be sold. This is also a good indicator to know when to buy or sale!



Mortgage Rates

PER YEAR

Understanding mortgage economics is important when you want to buy with a loan. Below is the historical yearly average mortgage rates in the Unites States retrieved from Freddie Mac©

30 YEARS FIXED 4.4%



15 YEARS FIXED 3.9%



5/1-YEAR ADJUSTABLE 3.9%



Schools

CLOSEST

Having good schools nearby is important if you have kids or plan to rent or sell your home. Ratings are retrieved from the leading independent and nonprofit GreatSchools©

ELEMENTARY SCHOOL
Mater Academy Miami Beach
8/10

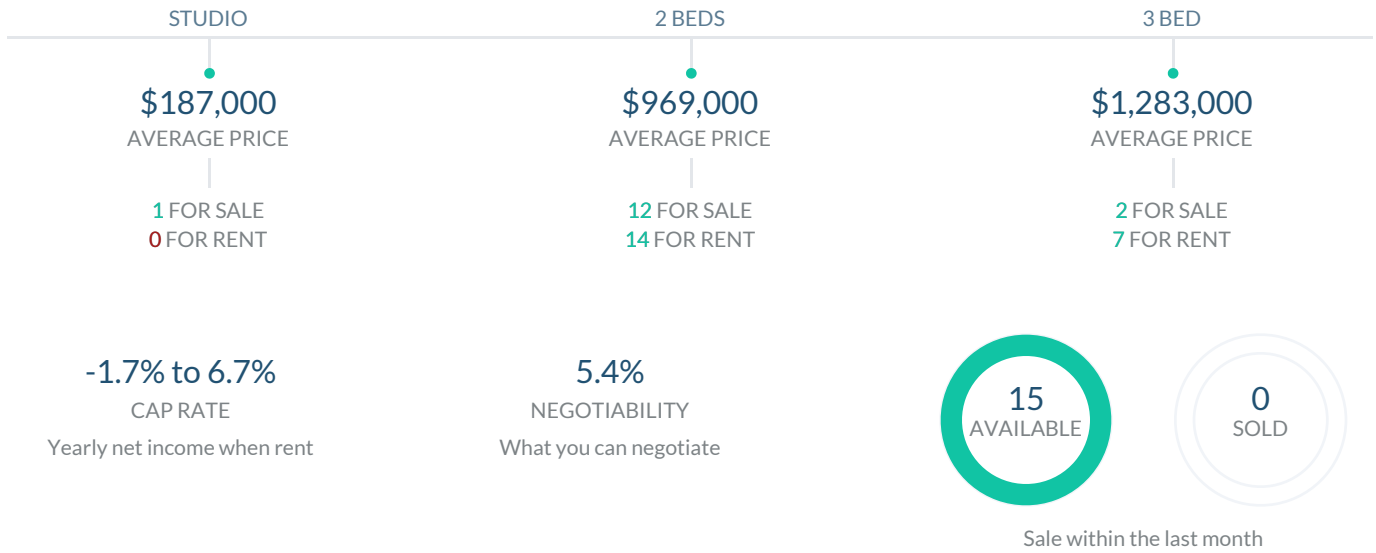
MIDDLE SCHOOL
Miami Arts Charter School
10/10

HIGH SCHOOL
Design & Architecture Senior High School
10/10

Insights

IN LA GORCE PALACE

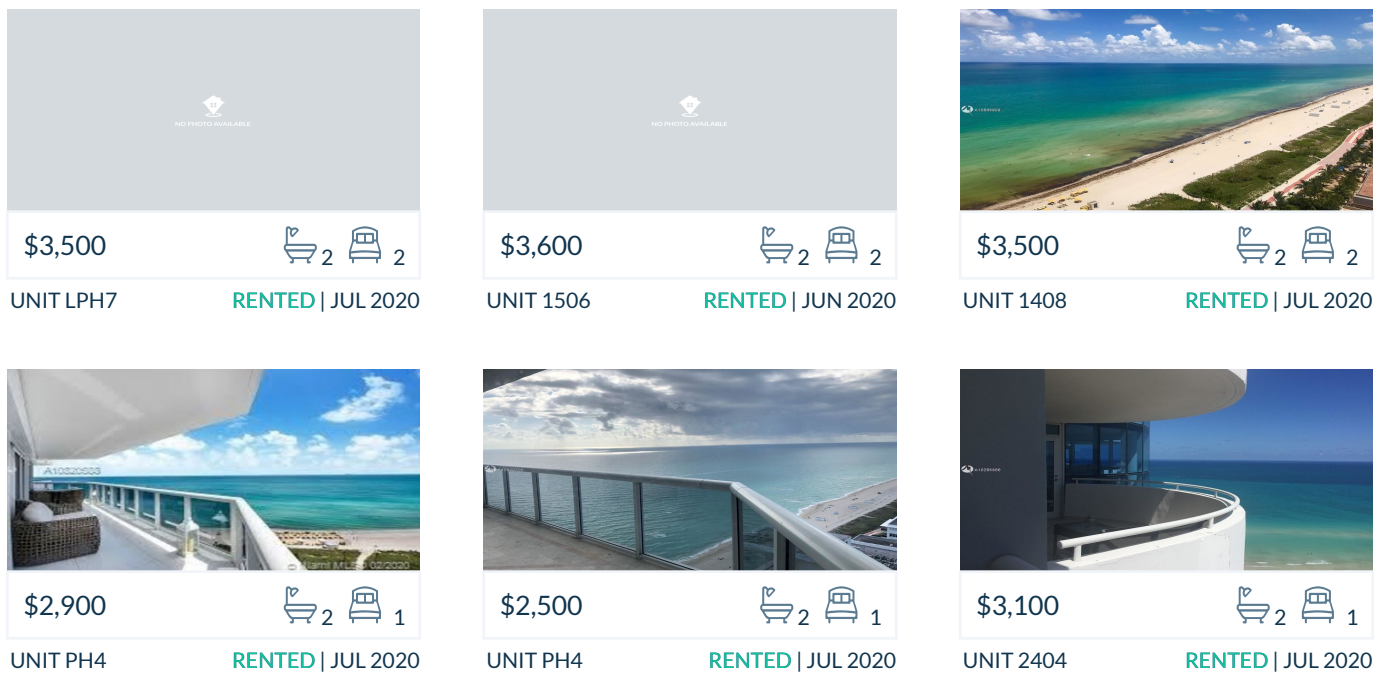
Below the average listing prices of available unit per property type.



Activity

SOLD OR RENTED

Below the latest transactions reported by the local MLS Association for La Gorce Palace



Sold

LAST 20 PROPERTIES SOLD IN LA GORCE PALACE

Unit	Price	Beds/Baths	\$/Sqft	Sqft	Buying Date	Days on Market
2601	\$1,100,000	3/3	\$650.9	1,690	Feb 2020	183
803	\$850,000	3/3	\$500.0	1,700	Jan 2020	332
641	\$175,641	0/0	\$501.8	350	Dec 2019	342
733	\$225,000	0/1	\$625.0	360	Dec 2019	101
635	\$229,000	0/1	\$663.8	345	Dec 2019	70
706	\$198,000	0/1	\$600.0	330	Dec 2019	266
CU-28	\$100,000	0/1	\$344.8	290	Nov 2019	55
PH-34	\$199,034	0/1	\$576.9	345	Nov 2019	113
703	\$192,500	0/1	\$583.3	330	Sep 2019	17
612	\$179,900	0/1	\$449.8	400	Sep 2019	73
2607	\$853,000	2/2	\$568.7	1,500	Sep 2019	331
CU-32	\$38,000	0/1	\$316.7	120	Jul 2019	114
1702	\$1,299,900	2/2	\$928.5	1,400	Jul 2019	163
2201	\$1,599,000	3/3	\$946.2	1,690	Jun 2019	380
801	\$890,000	3/3	\$494.4	1,800	Apr 2019	197
2507	\$890,000	2/2	\$593.3	1,500	Mar 2019	50
1002	\$1,250,000	2/2	\$892.9	1,400	Mar 2019	171
2502	\$1,100,000	2/2	\$785.7	1,400	Feb 2019	23
2305	\$1,240,000	2/2	\$861.1	1,440	Feb 2019	298
804	\$421,800	1/2	\$448.7	940	Feb 2019	4

Rented

LAST 20 PROPERTIES RENTED IN LA GORCE PALACE

Unit	Price	Beds/Baths	\$/Sqft	Sqft	Rented Date	Days on Market
LPH7	\$3,500	2/2	\$2.6	1,340	Jul 2020	97
1506	\$3,600	2/2	\$3.0	1,220	Jun 2020	56
1408	\$3,500	2/2	\$2.8	1,250	Jun 2020	141
PH4	\$2,900	1/2	\$3.1	940	Jun 2020	75
PH4	\$2,500	1/2	\$2.7	940	Jun 2020	52
2404	\$3,100	1/2	\$3.3	940	May 2020	139
3006	\$5,000	2/2	\$4.1	1,220	May 2020	3
2308	\$3,999	2/2	\$3.2	1,250	Apr 2020	185
1907	\$3,200	2/2	\$2.4	1,340	Apr 2020	31
811	\$1,390	0/0	\$4.2	330	Mar 2020	140
2103	\$6,900	3/3	\$4.1	1,700	Feb 2020	370
2706	\$4,999	2/2	\$4.1	1,220	Jan 2020	2131
2006	\$3,350	2/2	N/A	N/A	Dec 2019	106
2102	\$6,500	2/2	\$4.6	1,400	Dec 2019	988
908	\$3,980	2/2	\$2.7	1,500	Dec 2019	84
2902	\$4,500	2/2	\$3.2	1,400	Dec 2019	34
2905	\$3,700	2/2	\$2.6	1,440	Nov 2019	93
1706	\$2,800	2/2	\$2.3	1,220	Nov 2019	27
520	\$1,500	0/1	N/A	N/A	Nov 2019	105
901	\$4,400	3/3	\$2.6	1,690	Nov 2019	72

Currently Listed

ACTIVE LISTINGS 1/2

Unit	Price	Beds/Baths	\$/Sqft	Sqft	Listing Date	Owner
LPH5	\$1,275,000	2/2	\$885.4	1440	Aug 2020	GLADYS GIZ
727	\$187,000	0/1	\$575.4	325	Aug 2020	N/A
805	\$3,500/mth	2/2	\$2.4	1440	Jul 2020	N/A
805	\$3,600/mth	2/2	\$2.5	1440	Jul 2020	N/A
901	\$4,400/mth	3/3	\$2.6	1690	Jul 2020	NADER DAKA...
907	\$599,000	2/2	\$447.0	1340	Jul 2020	JAMES WINZEY
908	\$3,750/mth	2/2	\$3.0	1250	Jul 2020	JOSE LUIZ BA...
1005	\$4,000/mth	2/2	\$2.8	1440	Aug 2020	LIMONGI ASS...
1108	\$599,000	2/2	\$479.2	1250	Aug 2020	FRANCISCO H...
1203	\$4,290/mth	3/3	\$2.1	2000	Aug 2020	REINALDO &...
1207	\$909,000	2/2	\$678.4	1340	Aug 2020	TIKAM SUJAN
1402	\$5,480/mth	2/2	\$3.7	1500	Jul 2020	TIBOR VARADI
1403	\$1,145,000	3/3	N/A	N/A	Jul 2020	ANTONIO AIK...
1505	\$1,050,000	2/2	\$729.2	1440	Jun 2020	JUAN REY
1601	\$5,400/mth	3/3	\$3.2	1690	Aug 2020	SAAD GEORG...
1705	\$845,000	2/2	\$586.8	1440	Aug 2020	PABLO OTTA...
1706	\$2,800/mth	2/2	\$2.3	1220	Jul 2020	JORGE A CAR...
1803	\$5,500/mth	3/3	\$3.2	1700	Jul 2020	LA GORCE PA...
1902	\$897,000	2/2	\$640.7	1400	Jul 2020	ANURAG AGA...
1905	\$850,000	2/2	\$590.3	1440	Aug 2020	BARRY W SIL...

Currently Listed

ACTIVE LISTINGS 2/2

Unit	Price	Beds/Baths	\$/Sqft	Sqft	Listing Date	Owner
1906	\$2,780/mth	2/2	\$1.9	1500	Aug 2020	REINALDO &...
2002	\$4,600/mth	2/2	\$2.9	1600	Aug 2020	EDITH SERRA...
2102	\$6,500/mth	2/2	\$4.6	1400	Jul 2020	ZENGKAI DAI
2103	\$6,900/mth	3/3	\$4.1	1700	Aug 2020	
2107	\$1,100,000	2/2	\$820.9	1340	Jul 2020	N/A
2301	\$5,200/mth	3/3	\$3.1	1700	Aug 2020	SABRINA L HE...
2406	\$3,500/mth	2/2	\$2.6	1350	Jul 2020	LEONOR LILY...
2406	\$5,000/mth	2/2	\$4.1	1220	Jul 2020	LEONOR LILY...
2606	\$5,500/mth	2/2	\$4.5	1220	Jul 2020	N/A
2701	\$1,450,000	2/3	\$858.0	1690	Aug 2020	
2708	\$800,000	2/2	\$615.4	1300	Aug 2020	FAUSTO LUPE...
2708	\$4,100/mth	2/2	\$2.9	1400	Jul 2020	FAUSTO LUPE...
2803	\$4,500/mth	3/3	\$2.6	1700	Aug 2020	N/A
3102	\$1,249,000	2/2	\$892.1	1400	Aug 2020	JILL W LANDS...
3103	\$1,420,000	3/3	N/A	N/A	Aug 2020	DAVID STONE
3106	\$3,250/mth	2/2	\$2.7	1220	Aug 2020	JORDI SERRA...